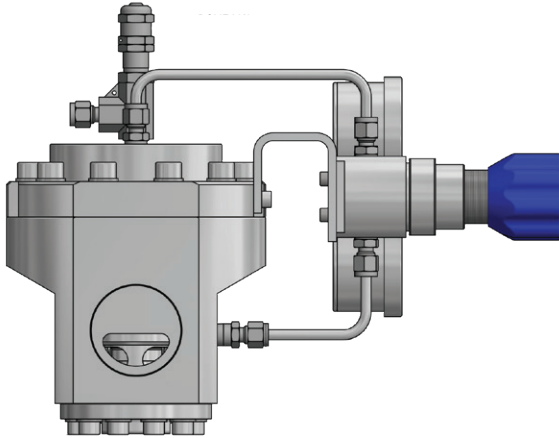


HF211 Datasheet

HIGH-FLOW PRESSURE REGULATOR



Gas
 Liquid
 Diaphragm
 Piston
 Self-Venting
 Non-Venting
 Max Inlet: 210 bar (3,045 psi)
 Max Outlet: 200 bar (2,900 psi)
 Cv 13.0



INTRODUCING THE HF211...

The HF211 is a dome-loaded, piston-sensed high-flow pressure regulator for gas or liquid applications. The liquid version includes a PEEK™ seat, whilst the gas version features PCTFE seating. With a Cv of 13.0, it is perfect for high-flow applications.

The HF211 is fitted with a pilot as standard (MF101 for up to 35 bar / 510 psi outlet pressure and LF540 for over 35 bar / 510 psi and up to 200 bar / 2,900 psi) - please contact the office before placing your order if you do not require a pilot.

SPECIFICATION

Max. Rated Inlet Pressure	210 bar (3,045 psi)
Outlet Ranges	Up to 200 bar (2,900 psi)
Design Proof Pressure	150% max. working pressure
Seat Leakage	In accordance with ANSI/FCI 70-3
Weight	kg (lbs)

Note: Pressure regulator rating may be limited by connection type, Cv and/or seat material. Contact the office for specific pressure requirements.

STANDARD MATERIALS OF CONSTRUCTION

PART	MATERIALS
Body and Bonnet	ASTM A479 316/316L Stainless Steel (UNS S31600/S31603) <i>Approx. Temperatures: -196°C to 538°C</i>
Main Valve Pin	ASTM A479 316/316L Stainless Steel
Soft Seat	PEEK™ (450G) <i>Approx. Temperatures: -50°C to 204°C</i> PCTFE (Kel-F) <i>Approx. Temperatures: -196°C to 180°C</i>
Valve Spring	Inconel® X750 (UNS N07750) <i>Approx. Temperatures: -196°C to 700°C</i>
Piston	ASTM A479 316/316L Stainless Steel
O-Rings	NBR N70 (Nitrile Buna N) <i>Approx. Temperatures: -30°C to 120°C</i>
Loading Spring	ASTM A240 301 Stainless Steel (UNS S30100) <i>Approx. Temperatures: -29°C to 370°C</i>

For the full list of material temperature ranges, please visit www.pressure-tech.com.

Note: Temperature details are provided as nominal values for guidance purposes only. No warranty is made, expressed or implied. Contact the office for specific temperature requirements.

FEATURES AND BENEFITS

1 PILOT-OPERATED AS STANDARD

Fitted as standard with MF101 or LF540 pilot, or choose to order without to suit your application.

2 PISTON SENSING ELEMENT

Perfect for use in challenging conditions.

3 HIGH FLOW COEFFICIENT

Cv 13.0 for high-flow capabilities.

4 SUITABLE FOR GAS OR LIQUID APPLICATIONS

Versatile usage across a range of media-types.

NOTE: Product availability and specifications contained herein are subject to change without notice. Consult local distributor or factory for potential revisions and/or service related issues. Pressure Tech Ltd support with product selection recommendations only - it is the users responsibility to ensure the product is suitable for their specific application requirements.



PRESSURE TECH LTD
 Unit 24, Graphite Way, Hadfield, Glossop, Derbyshire, UK, SK13 1QH
 T +44 (0)1457 899 307
 E sales@pressure-tech.com
 W www.pressure-tech.com

DESIGNED, MANUFACTURED AND BUILT IN THE UK

140322

PAGE:
1 OF 4

HF211 Datasheet

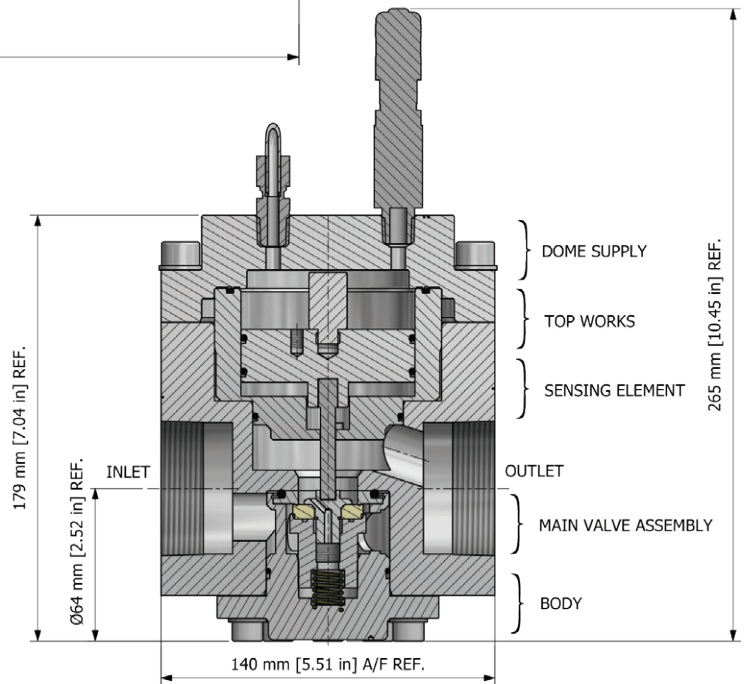
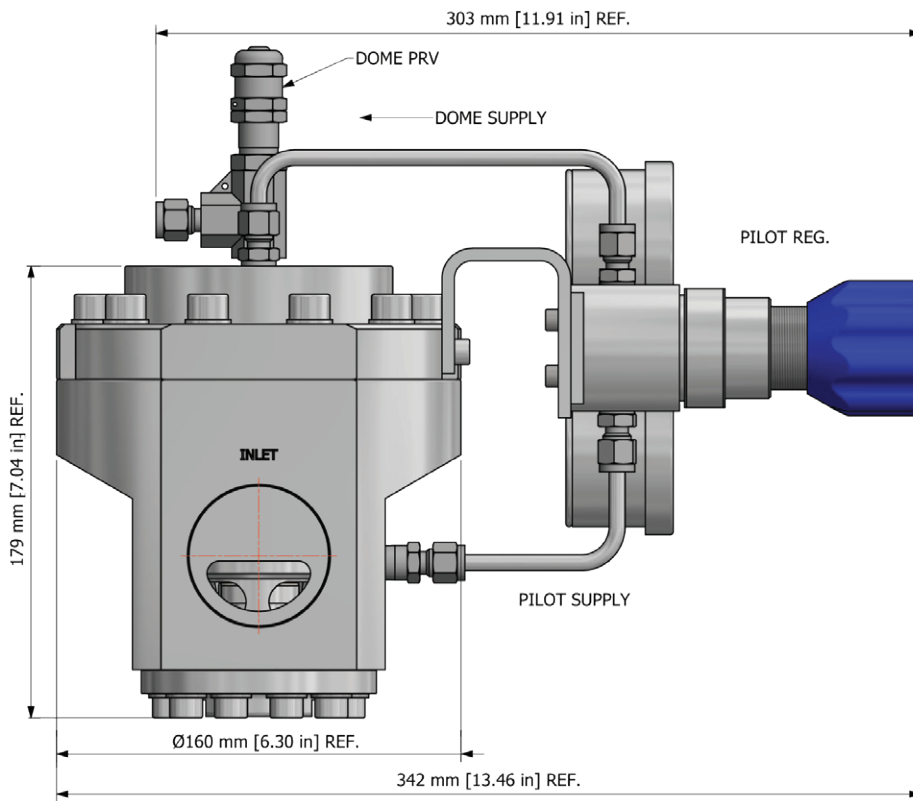
HIGH-FLOW PRESSURE REGULATOR



Gas
 Liquid
 Diaphragm
 Piston
 Self-Venting
 Non-Venting
 Max Inlet: 210 bar (3,045 psi)
 Max Outlet: 200 bar (2,900 psi)
 Cv 13.0

DRAWINGS AND INSTALLATION DIMENSIONS

Dimensions shown for 2" NPT option - please contact the office for additional connections options.



Note:
All gauge ports are 1/4" NPT as standard.

NOTE: Product availability and specifications contained herein are subject to change without notice. Consult local distributor or factory for potential revisions and/or service related issues. Pressure Tech Ltd support with product selection recommendations only - it is the users responsibility to ensure the product is suitable for their specific application requirements.



PRESSURE TECH LTD
 Unit 24, Graphite Way, Hadfield, Glossop, Derbyshire, UK, SK13 1QH
 T +44 (0)1457 899 307
 E sales@pressure-tech.com
 W www.pressure-tech.com

DESIGNED, MANUFACTURED AND BUILT IN THE UK

140322

PAGE:
2 OF 4

HF211 Datasheet

HIGH-FLOW PRESSURE REGULATOR

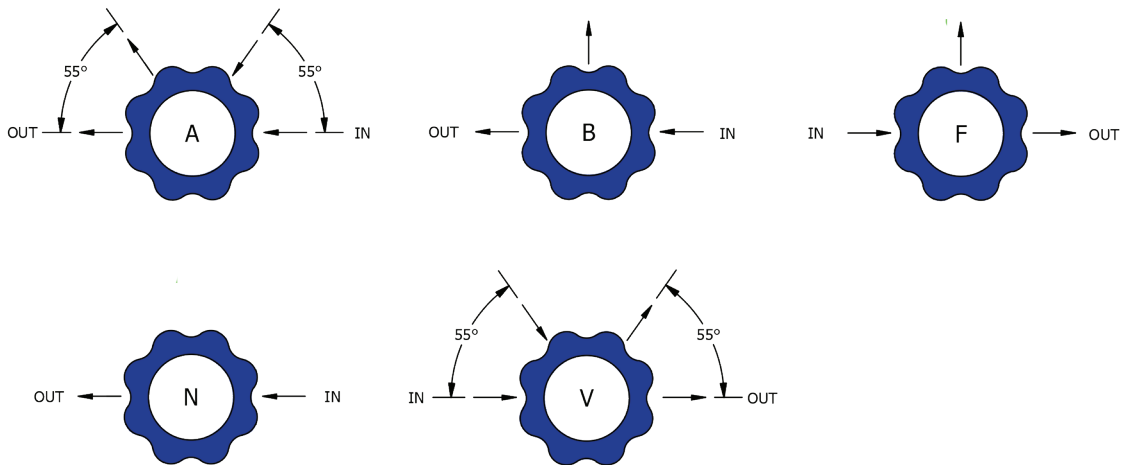


● Gas ● Liquid | ● Diaphragm ● Piston | ● Self-Venting ● Non-Venting | Max Inlet: 210 bar (3,045 psi) | Max Outlet: 200 bar (2,900 psi) | Cv 13.0

FLOW CURVE

Please contact the office for further information.

PORTING CONFIGURATIONS



Notes:

Additional porting configurations are available - please contact the office for further information.
One gauge to be used with extension bar if mounted directly.

NOTE: Product availability and specifications contained herein are subject to change without notice. Consult local distributor or factory for potential revisions and/or service related issues.
Pressure Tech Ltd support with product selection recommendations only - it is the users responsibility to ensure the product is suitable for their specific application requirements.



PRESSURE TECH LTD
Unit 24, Graphite Way, Hadfield, Glossop, Derbyshire, UK, SK13 1QH
T +44 (0)1457 899 307
E sales@pressure-tech.com
W www.pressure-tech.com

DESIGNED, MANUFACTURED AND BUILT IN THE UK

140322

PAGE:
3 OF 4

HF211 Datasheet

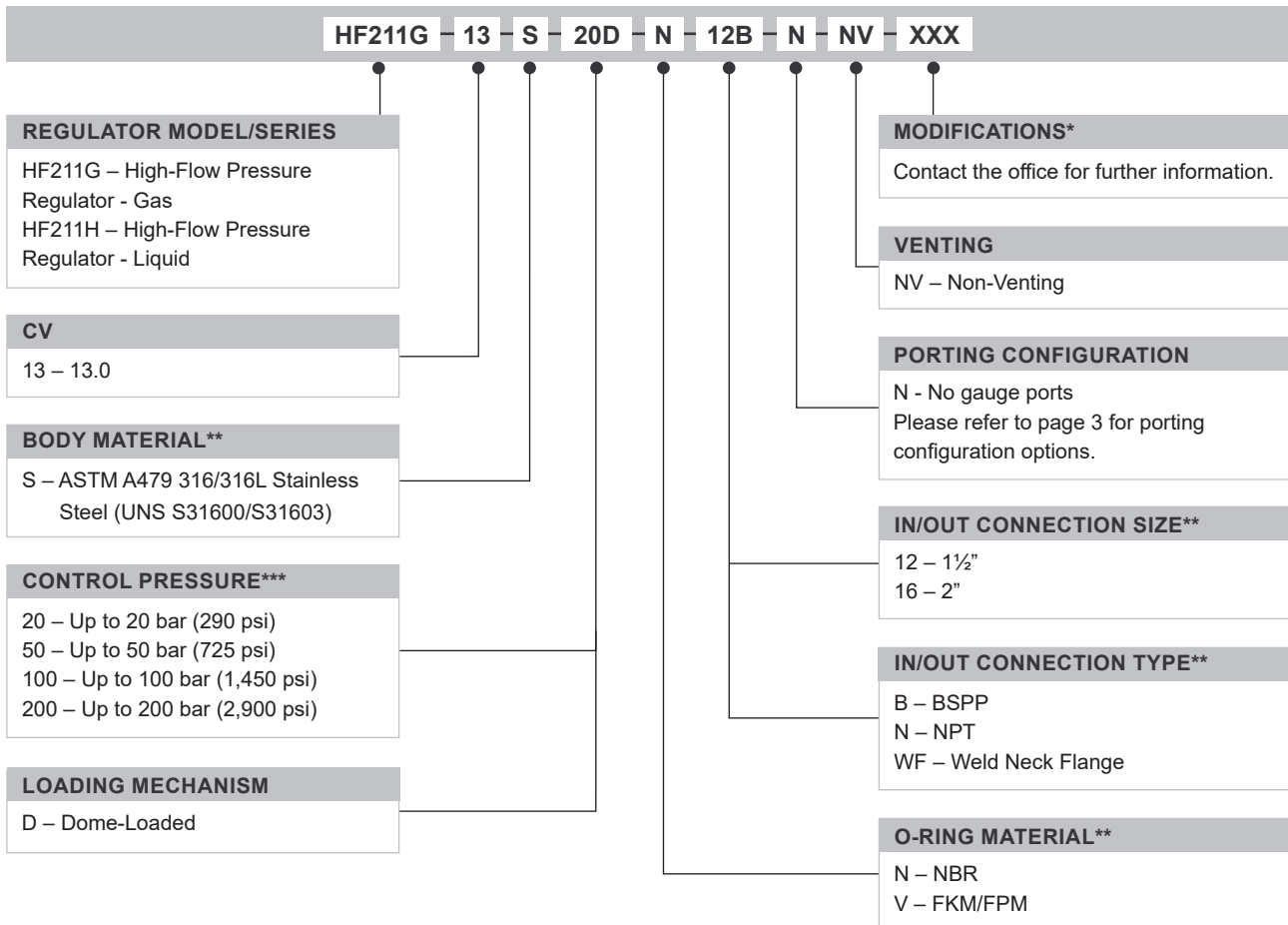
HIGH-FLOW PRESSURE REGULATOR



Gas
 Liquid
 Diaphragm
 Piston
 Self-Venting
 Non-Venting
 Max Inlet: 210 bar (3,045 psi)
 Max Outlet: 200 bar (2,900 psi)
 Cv 13.0

ORDERING INFORMATION

To build a Pressure Tech part number, simply combine the characters identified below in sequence:



OPTIONAL EXTRAS		
	PART NUMBER	DESCRIPTION
Service Kit	SRK-HF211...	Various options available
Panel Mounting Ring	PT-C-024	-

Note: Ancillary Equipment and additional Service Kit options also available.

TRADEMARKS: Inconel® is a registered trademark of Inco Alloys International
PEEK™ is a trademark of Victrex PLC

* Where applicable
** Other connections/materials may be available - please contact the office
*** MF101 pilot for control pressure <35 bar (510 psi) / LF540 pilot for control pressure >35 bar (510 psi)

NOTE: Product availability and specifications contained herein are subject to change without notice. Consult local distributor or factory for potential revisions and/or service related issues.
Pressure Tech Ltd support with product selection recommendations only - it is the users responsibility to ensure the product is suitable for their specific application requirements.



PRESSURE TECH LTD
Unit 24, Graphite Way, Hadfield, Glossop, Derbyshire, UK, SK13 1QH
T +44 (0)1457 899 307
E sales@pressure-tech.com
W www.pressure-tech.com

DESIGNED, MANUFACTURED AND BUILT IN THE UK

140322

PAGE:
4 OF 4